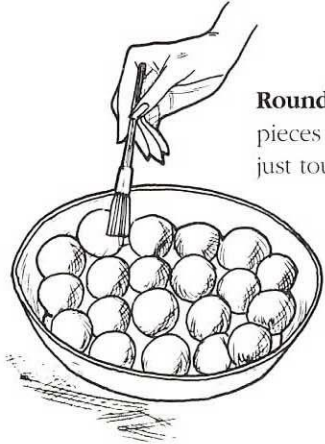


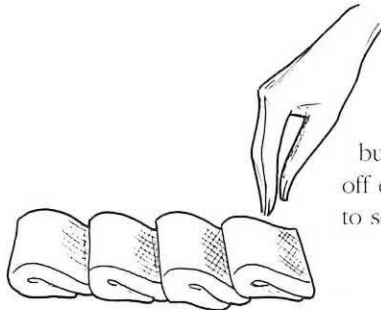
How to Shape My Rolls



Round Pan Rolls Flour hands and break off Ping-Pong ball-sized pieces of dough. Form into smooth balls and place in pan so sides just touch.




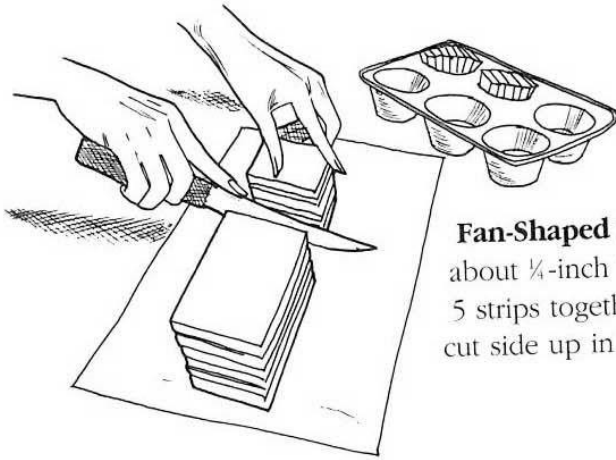
Cloverleaf Rolls Flour hands and break off large marble-sized pieces of dough. Form into smooth balls and place 3 in each greased muffin cup.



Parker House Rolls Flour hands and break off walnut-sized pieces of dough. Flatten with palm of hand into an oval shape. Brush with melted butter. With a knife, crease each lengthwise slightly off center. Fold ovals over to make half circles; press to seal. Place on greased cookie sheet.

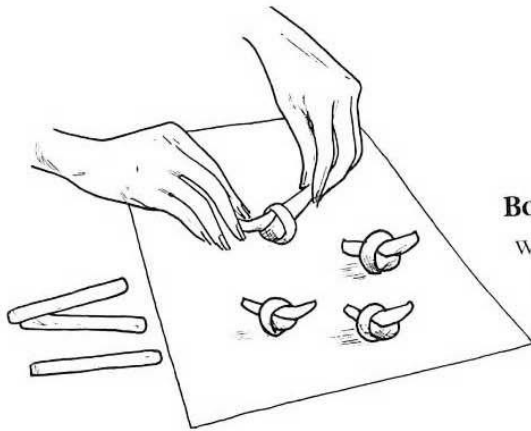
Crescent Rolls Roll dough out into a circle $\frac{1}{8}$ -inch thick. Cut circle into 8 wedges. Starting at the wide end, roll each wedge toward the point. Place point side down on greased cookie sheet.






Fan-Shaped Rolls Roll dough into a large rectangle about $\frac{1}{4}$ -inch thick. Cut into $1\frac{1}{2}$ -inch strips. Stack 5 strips together; cut into $1\frac{1}{2}$ -inch pieces and place cut side up in a greased muffin cup.

Finger Rolls Flour hands and break off walnut-sized pieces of dough. Shape each into a roll about 4-inches long. Place on greased pan so that sides just touch.



Bow Knots Flour hands and break off walnut-sized pieces of dough. Shape each into a 9-inch coil. Tie in loose knots. Place on greased cookie sheet.



Swirls Flour hands and break off large walnut-sized pieces of dough. Roll each into a 10-inch rope. Loosely coil each row on greased cookie sheet.





S Flour hands and break off large walnut-sized pieces of dough. Roll each into a 10-inch rope. Form each rope into the letter "S" on greased cookie sheet.

Bunnies Flour hands and divide dough into 9 balls. Roll each into an 18-inch rope. Cut 10 inches for the body, 5 inches for the head, and 1 inch each for the tail and ears. Coil rolls for head and body; piece together on greased cookie sheet. Form ears and tail; attach to bunny.



Chicks Flour hands and divide dough into 9 balls. Roll each ball into a 14-inch rope. Tie a loose knot, leaving one end short. Pinch the short end to shape a head and beak. Flatten other end for the tail; snip end of tail for fanned effect. Place on greased cookie sheet.